

Monthly wholesale market price report

Cucumber

April, 2019

This report profiles the following wholesale price metrics:

- *Cucumber national average wholesale price per kg*
- *Cucumber average wholesale price per kg by state market*
- *Lebanese cucumber national 10kg carton wholesale price.*
- *Lebanese cucumber market average \$/kg originating from South Australia.*
- *Lebanese Cucumber average wholesale price per kg by state market by origin*

Unless otherwise specified, this report averages cucumber prices across the following metrics:

Type: Apple, Continental, Green, Lebanese, Baby

Production method: field, glasshouse, hydroponic

Grade: Grade 1, Grade 2

State of Production

Pack size: 4kg tray, 5kg carton, 6kg carton, 6kg bag, 10kg carton, 27 litre carton



How to use

Overview

This report profiles wholesale market price data and insight for key vegetables categories. The reports draw on monthly market price data collected by Ausmarket Consultants. The data has been analysed by Freshlogic to enable price reporting across key metrics, including national and state markets, product line(s), and origin.

Price per kg

Calculated to enable consistent and comparable price movements over time.

The method combines the prices for the common high-volume lines in each state market. The national average price has been calculated by weighting the state prices by the population distribution.

Price patterns over time

The monthly price reports demonstrate the long term seasonal price movements over the previous two years. Price movements between product lines and markets are reported on. In addition to the average prices, the high and low prices are presented to understand price variability.

Three-month price forecasts

A forecast for the wholesale prices for the next three months has been developed and included. This time period is relevant because it is the production time for most vegetables, similar to the recovery time after climate event disruptions, and also the timeframe for seasonal demand. The forecast is indicated on the charts with a dotted line. The forecasts draws on the monthly prices in the previous ten years, their movements and seasonal patterns, with additional weighted consideration given to the previous three months to capture current market conditions. The forecasts are based on the best available information. They assume supply is not disrupted and demand reflects the immediate historical patterns.

How to use these reports

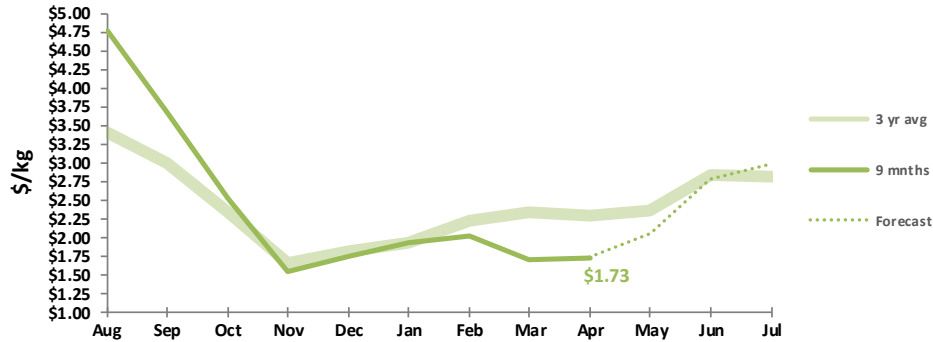
These price reports are designed to provide vegetable levy payers with a value-added resource to understand short and long-term wholesale market price patterns between markets and product lines. These reports utilise Freshlogic analysis of market prices recorded by Ausmarket Consultants. The market prices are determined based on independent daily market interviews of wholesalers and buyers in each wholesale market. The reports focus on market price reporting for general informational purposes. They are not intended to provide information on the actual price received by your wholesaler for your product; this is a business-to-business engagement and should be managed accordingly.

Monthly wholesale market price reports (VG16084)

This project has been funded by Hort Innovation, using the vegetable research and development levy and contributions from the Australian Government. Hort Innovation is the grower-owned, not-for-profit research and development corporation for Australian horticulture.

Cucumber national average \$/kg

Monthly prices: last 3-year average, current 9-months & 3-month forecast

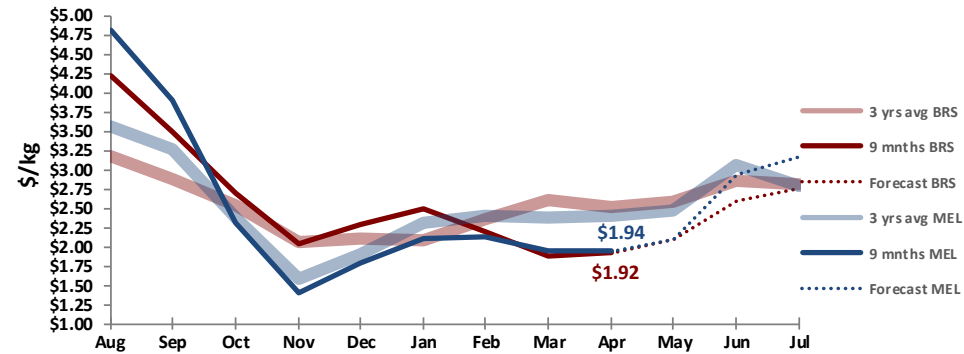


	Aug	Sep	Oct	Nov	Dec	Jan	Feb	Mar	Apr	May	Jun	Jul
3-Year avg	\$3.41	\$3.00	\$2.33	\$1.66	\$1.81	\$1.93	\$2.24	\$2.33	\$2.29	\$2.36	\$2.83	\$2.82
YE. JUL '19	\$4.76	\$3.67	\$2.53	\$1.54	\$1.75	\$1.94	\$2.02	\$1.71	\$1.73	\$2.06	\$2.79	\$2.98

- The average price for Cucumbers in April 2019 was **\$1.73/kg**, a 0.2c, or 1.6% increase on March 2019's **\$1.73/kg**.
- Based on historical price movements, supply dynamics and trends, the May price for Cucumber is forecast to be higher than April's price, at **\$2.06/kg**.

Cucumber BRS & MEL market average \$/kg

Monthly prices: last 3-year average, current 9-months & 3-month forecast

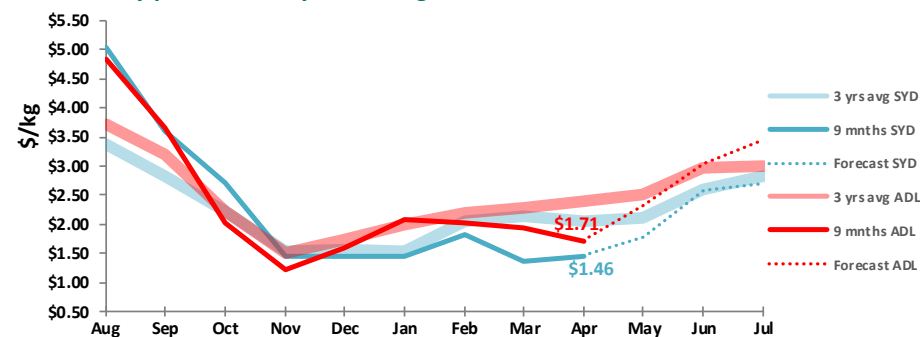


		Aug	Sep	Oct	Nov	Dec	Jan	Feb	Mar	Apr	May	Jun	Jul
3-year average	BRS	\$3.17	\$2.87	\$2.54	\$2.07	\$2.11	\$2.07	\$2.36	\$2.60	\$2.51	\$2.58	\$2.85	\$2.82
	MEL	\$3.55	\$3.27	\$2.37	\$1.58	\$1.90	\$2.31	\$2.39	\$2.38	\$2.40	\$2.48	\$3.06	\$2.79
YE. JUL '19	BRS	\$4.22	\$3.48	\$2.69	\$2.03	\$2.28	\$2.50	\$2.19	\$1.88	\$1.92	\$2.10	\$2.58	\$2.76
	MEL	\$4.81	\$3.90	\$2.32	\$1.39	\$1.79	\$2.10	\$2.14	\$1.93	\$1.94	\$2.08	\$2.95	\$3.16

- MEL prices increased slightly between March and April, rising by 0.41% to average **\$1.94/kg** for the month and to sit -19.11% below the 3-year average price for April.
- BRS prices increased over the same period, averaging **\$1.92/kg** for the month of April, 2.38% higher than the previous month. BRS prices are sitting -23.63% below the 3-year average price.

Cucumber SYD & ADL market average \$/kg

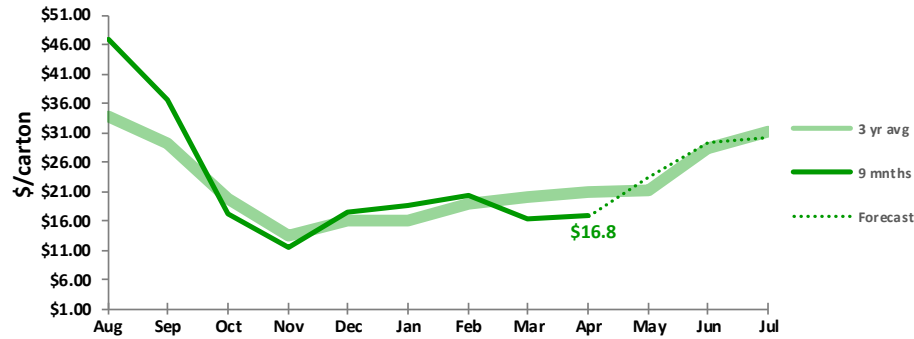
Monthly prices: last 3-year average, current 9-months & 3-month forecast



		Aug	Sep	Oct	Nov	Dec	Jan	Feb	Mar	Apr	May	Jun	Jul
3-year average	SYD	\$3.38	\$2.81	\$2.21	\$1.53	\$1.57	\$1.53	\$2.04	\$2.15	\$2.05	\$2.10	\$2.60	\$2.81
	ADL	\$3.72	\$3.19	\$2.22	\$1.51	\$1.75	\$1.99	\$2.19	\$2.28	\$2.39	\$2.52	\$2.97	\$2.99
YE. JUL '19	SYD	\$5.03	\$3.60	\$2.72	\$1.44	\$1.43	\$1.45	\$1.83	\$1.36	\$1.46	\$1.79	\$2.57	\$2.71
	ADL	\$4.83	\$3.67	\$2.03	\$1.21	\$1.60	\$2.07	\$2.03	\$1.93	\$1.71	\$2.31	\$3.05	\$3.43

- SYD prices increased between March and April, rising by 7.05% to average **\$1.46/kg**, and to sit below the 3-year average by -28.85%.
- ADL prices decreased slightly over the same period, and was the only market to do so, averaging **\$1.71/kg** for April. This equates to a decrease of -11.57% for the month and to sit -28.39% below the 3-year average.

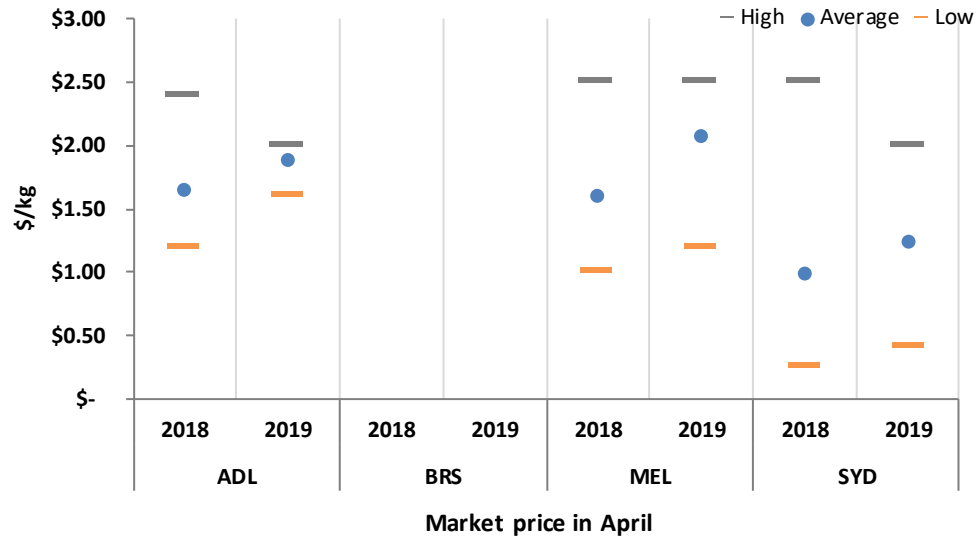
Lebanese cucumber national 15kg carton market average price
 Monthly prices: last 3-year average, current 9-months & 3-month forecast



	Aug	Sep	Oct	Nov	Dec	Jan	Feb	Mar	Apr	May	Jun	Jul
3-Year avg	\$33.75	\$29.04	\$19.84	\$13.54	\$15.94	\$16.13	\$18.91	\$20.12	\$20.88	\$21.20	\$28.27	\$31.12
YE. JUL '19	\$46.87	\$36.64	\$17.22	\$11.50	\$17.36	\$18.64	\$20.24	\$16.45	\$16.86	\$23.32	\$29.41	\$30.24

- The national price of a Lebanese cucumber 10kg carton increased by 2.46% between March and April, to average **\$16.86** per carton. This is -19.24% below the 3-year average price of April.
- Based on historical price movements, supply dynamics and trends, the price for May is expected to be higher than April's price at **\$23.32** per carton.

Lebanese cucumber market \$/kg originating from South Australia
 April prices, 2018 & 2019



Lebanese cucumber market average \$/kg by state origin
 April price

Lebanese cucumber average \$/kg		Origin					
		VIC	NSW	QLD	SA	WA	TAS
Market	ADL				\$ 1.90		
	BRS	\$ 2.02	\$ 1.78	\$ 1.84			
	MEL			\$ 2.08	\$ 2.08		
	SYD		\$ 1.25	\$ 1.25	\$ 1.25		

- South Australia and Queensland supplied the most markets, with each supplying three.
- Lebanese cucumber supplied to Sydney achieved the same average price regardless of origin.
- The average price achieved for Lebanese cucumber of South Australian origin, was higher in April 2019 in comparison to April 2018.

Disclaimer

Horticulture Innovation Australia Limited (Hort Innovation), Freshlogic Pty Ltd and J.D. Brewer trading as Ausmarket Consultants make no representations and expressly disclaims all warranties (to the extent permitted by law) about the accuracy, completeness, or currency of information in this report. Reliance on any information provided in this report is entirely at your own risk. Hort Innovation, Freshlogic Pty Ltd and J.D. Brewer trading as Ausmarket Consultants are not responsible for, and will not be liable for, any loss, damage, claim, expense, cost (including legal costs) or other liability arising in any way, including from any Hort Innovation or other person's negligence (including Freshlogic Pty Ltd and J.D. Brewer trading as Ausmarket Consultants) or otherwise from your use or not use of this report, or from reliance on information contained in the material or that Hort Innovation provides to you by any other means.

Use of value-added market price reports: This monthly vegetable wholesale market price report is intended for use only by Hort Innovation and the Australian vegetable industry in the context of understanding market prices for vegetables. Users/recipients of the monthly vegetable wholesale market price report must ensure that (1) report data and analysis is not presented in a false or misleading manner; (2) that Hort Innovation, Freshlogic Pty Ltd or J.D. Brewer trading as Ausmarket Consultants names are not used to imply that they are the source of any claims made by the recipient/user;(3) the reports are not exchanged for compensation of any kind. Any reproduction of the monthly vegetable wholesale market price report and any part thereof requires prior written permission from Hort Innovation. If permission is granted in writing from Hort Innovation in its sole discretion to reproduce any data or information from the reports it will be required to be referenced as required by Hort Innovation.