

# Monthly wholesale market price report

## Beans

April, 2019

*This report profiles the following wholesale price metrics:*

- *Bean national average wholesale price per kg*
- *Beans average wholesale price per kg by state market*
- *Round stringless beans market average \$/kg originating from Victoria.*
- *Round stringless beans price per kg by state market by origin*

Unless otherwise specified, this report averages bean prices across the following metrics:

Type: borlotti, broad, butter, flat, round, snake

Pick method: machine, hand

State of Production

Pack size: 5kg bag, 10kg carton, by kg



# How to use

## Overview

This report profiles wholesale market price data and insight for key vegetables categories. The reports draw on monthly market price data collected by Ausmarket Consultants. The data has been analysed by Freshlogic to enable price reporting across key metrics, including national and state markets, product line(s), and origin.

## Price per kg

Calculated to enable consistent and comparable price movements over time.

The method combines the prices for the common high-volume lines in each state market. The national average price has been calculated by weighting the state prices by the population distribution.

## Price patterns over time

The monthly price reports demonstrate the long term seasonal price movements over the previous two years. Price movements between product lines and markets are reported on. In addition to the average prices, the high and low prices are presented to understand price variability.

## Three-month price forecasts

A forecast for the wholesale prices for the next three months has been developed and included. This time period is relevant because it is the production time for most vegetables, similar to the recovery time after climate event disruptions, and also the timeframe for seasonal demand. The forecast is indicated on the charts with a dotted line. The forecasts draws on the monthly prices in the previous ten years, their movements and seasonal patterns, with additional weighted consideration given to the previous three months to capture current market conditions. The forecasts are based on the best available information. They assume supply is not disrupted and demand reflects the immediate historical patterns.

## How to use these reports

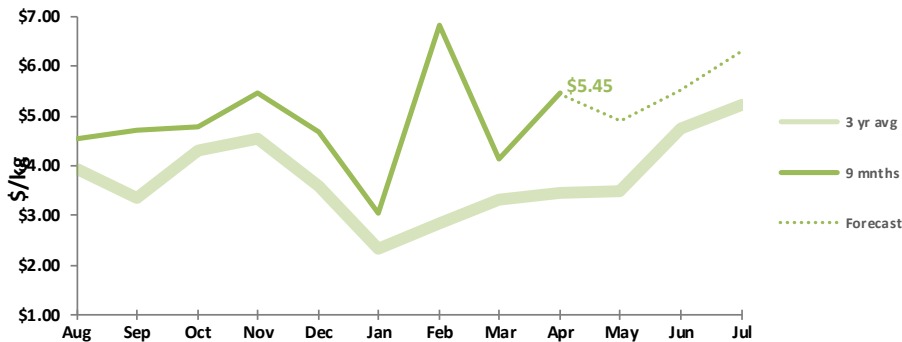
These price reports are designed to provide vegetable levy payers with a value-added resource to understand short and long-term wholesale market price patterns between markets and product lines. These reports utilise Freshlogic analysis of market prices recorded by Ausmarket Consultants. The market prices are determined based on independent daily market interviews of wholesalers and buyers in each wholesale market. The reports focus on market price reporting for general informational purposes. They are not intended to provide information on the actual price received by your wholesaler for your product; this is a business-to-business engagement and should be managed accordingly.

## Monthly wholesale market price reports (VG16084)

*This project has been funded by Hort Innovation, using the vegetable research and development levy and contributions from the Australian Government. Hort Innovation is the grower-owned, not-for-profit research and development corporation for Australian horticulture.*

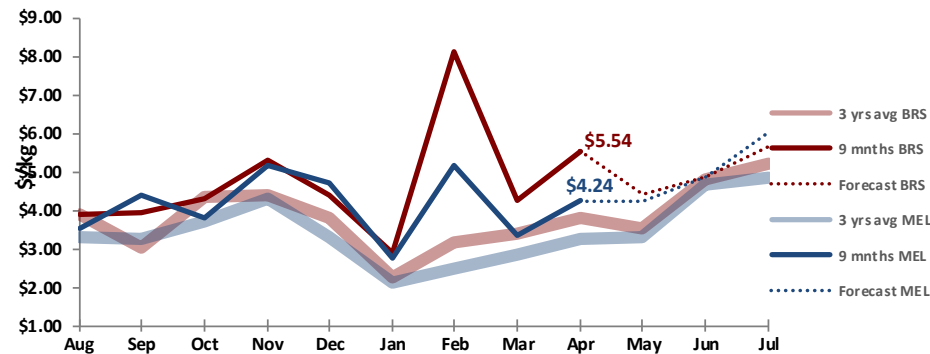
**Beans national average \$/kg**

Monthly prices: last 3-year average, current 9-months & 3-month forecast



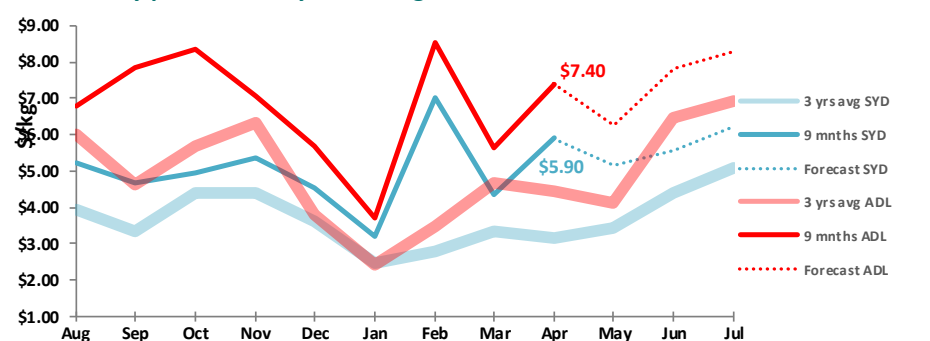
**Beans BRS & MEL market average \$/kg**

Monthly prices: last 3-year average, current 9-months & 3-month forecast



**Beans SYD & ADL market average \$/kg**

Monthly prices: last 3-year average, current 9-months & 3-month forecast



	Aug	Sep	Oct	Nov	Dec	Jan	Feb	Mar	Apr	May	Jun	Jul
3-Year avg	\$3.92	\$3.36	\$4.30	\$4.55	\$3.59	\$2.32	\$2.85	\$3.32	\$3.45	\$3.47	\$4.76	\$5.22
YE. JUL '19	\$4.55	\$4.71	\$4.77	\$5.45	\$4.66	\$3.05	\$6.83	\$4.14	\$5.45	\$4.91	\$5.50	\$6.31

- The average price for Beans in April 2019 was **\$5.45/kg**, a \$1.31, or 31.68% increase from March 2019's **\$4.14/kg**.
- The April price was above the 3-year average by 58.29%
- Based on historical price movements, supply dynamics and trends, the May price for Beans is forecast to be lower than April's price, at **\$4.91/kg**.

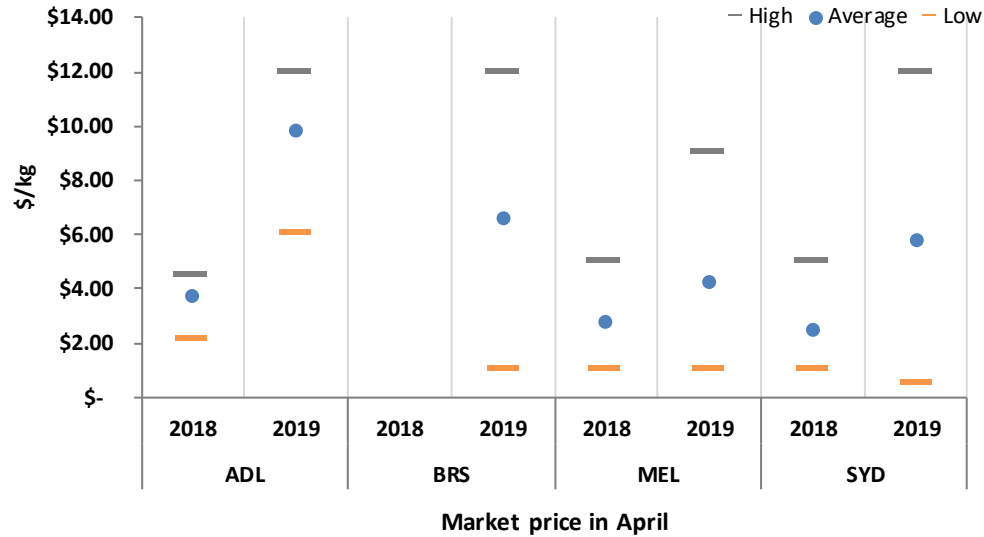
		Aug	Sep	Oct	Nov	Dec	Jan	Feb	Mar	Apr	May	Jun	Jul
3-year average	BRS	\$3.90	\$3.04	\$4.34	\$4.40	\$3.82	\$2.26	\$3.18	\$3.40	\$3.79	\$3.53	\$4.82	\$5.21
	MEL	\$3.29	\$3.25	\$3.71	\$4.30	\$3.31	\$2.13	\$2.50	\$2.83	\$3.24	\$3.30	\$4.65	\$4.86
YE. JUL '19	BRS	\$3.87	\$3.92	\$4.30	\$5.30	\$4.40	\$2.88	\$8.11	\$4.26	\$5.54	\$4.42	\$4.89	\$5.64
	MEL	\$3.52	\$4.39	\$3.79	\$5.18	\$4.72	\$2.76	\$5.14	\$3.32	\$4.24	\$4.25	\$4.85	\$6.01

- MEL prices rose between March and April, increasing by 27.42% to average **\$4.24/kg** and sit 30.69% above the 3-year average price for April.
- BRS prices also rose over the same period, averaging **\$5.54/kg** for the month of April, increasing by 29.99%. BRS prices were 46.38% above the April 3-year average price.

		Aug	Sep	Oct	Nov	Dec	Jan	Feb	Mar	Apr	May	Jun	Jul
3-year average	SYD	\$3.93	\$3.32	\$4.41	\$4.39	\$3.63	\$2.49	\$2.77	\$3.34	\$3.16	\$3.42	\$4.38	\$5.08
	ADL	\$6.01	\$4.61	\$5.70	\$6.32	\$3.81	\$2.42	\$3.49	\$4.70	\$4.46	\$4.12	\$6.48	\$6.93
YE. JUL '19	SYD	\$5.21	\$4.66	\$4.96	\$5.35	\$4.53	\$3.21	\$7.01	\$4.35	\$5.90	\$5.16	\$5.58	\$6.22
	ADL	\$6.81	\$7.83	\$8.35	\$7.07	\$5.67	\$3.73	\$8.52	\$5.65	\$7.40	\$6.25	\$7.82	\$8.29

- SYD prices rose between March and April, increasing by 35.51% to come to **\$5.90/kg**, and sitting at 86.83% above the 3-year average.
- ADL decreased over the same period, averaging **\$7.40/kg** for April. This equates to an increase of 30.94%. ADL prices have continued to track above the 3-year average price for the 15<sup>th</sup> month in a row, and is currently 65.98% above the 3-year average.

**Round stringless beans \$/kg originating from Victoria**  
 April prices, 2018 & 2019



**Round stringless beans market average \$/kg by state origin**  
 April price

Round stringless beans average \$/kg		Origin					
		VIC	NSW	QLD	SA	WA	TAS
Market	ADL	\$ 9.84					\$ 5.01
	BRS	\$ 6.61	\$ 4.37	\$ 5.62			\$ 5.55
	MEL	\$ 4.22		\$ 4.44			\$ 3.55
	SYD	\$ 5.79	\$ 5.79	\$ 5.79			

- Supply for Round stringless beans from Victoria was present in all main markets, with Tasmania and QLD supplying 3 markets.
- Round stringless beans of Victorian origin obtained the highest average price in Adelaide.
- The maximum price range for Round stringless beans of Victorian origin had a higher maximum price ceiling in April 2019 upon comparison to April 2018.

## Disclaimer

Horticulture Innovation Australia Limited (Hort Innovation), Freshlogic Pty Ltd and J.D. Brewer trading as Ausmarket Consultants make no representations and expressly disclaims all warranties (to the extent permitted by law) about the accuracy, completeness, or currency of information in this report. Reliance on any information provided in this report is entirely at your own risk. Hort Innovation, Freshlogic Pty Ltd and J.D. Brewer trading as Ausmarket Consultants are not responsible for, and will not be liable for, any loss, damage, claim, expense, cost (including legal costs) or other liability arising in any way, including from any Hort Innovation or other person’s negligence (including Freshlogic Pty Ltd and J.D. Brewer trading as Ausmarket Consultants) or otherwise from your use or not use of this report, or from reliance on information contained in the material or that Hort Innovation provides to you by any other means.

Use of value-added market price reports: This monthly vegetable wholesale market price report is intended for use only by Hort Innovation and the Australian vegetable industry in the context of understanding market prices for vegetables. Users/recipients of the monthly vegetable wholesale market price report must ensure that (1) report data and analysis is not presented in a false or misleading manner; (2) that Hort Innovation, Freshlogic Pty Ltd or J.D. Brewer trading as Ausmarket Consultants names are not used to imply that they are the source of any claims made by the recipient/user; (3) the reports are not exchanged for compensation of any kind. Any reproduction of the monthly vegetable wholesale market price report and any part thereof requires prior written permission from Hort Innovation. If permission is granted in writing from Hort Innovation in its sole discretion to reproduce any data or information from the reports it will be required to be referenced as required by Hort Innovation.