

# Monthly wholesale market price report

## Sweetcorn

March, 2019

*This report profiles the following wholesale price metrics:*

- *Sweetcorn national average wholesale price per kg*
- *Sweetcorn average wholesale price per kg by state market*
- *Sweetcorn national 18L (10kg) carton wholesale price.*
- *Pre-packed Sweetcorn market average \$/kg originating from Queensland.*
- *Pre-packed Sweetcorn average wholesale price per kg by state market by origin*

Unless otherwise specified, this report averages sweetcorn prices across the following metrics:  
Type: sweetcorn, prepacked, baby  
State of Production  
Pack size: 125g prepack, 18L carton



# How to use

## Overview

This report profiles wholesale market price data and insight for key vegetables categories. The reports draw on monthly market price data collected by Ausmarket Consultants. The data has been analysed by Freshlogic to enable price reporting across key metrics, including national and state markets, product line(s), and origin.

## Price per kg

Calculated to enable consistent and comparable price movements over time.

The method combines the prices for the common high-volume lines in each state market. The national average price has been calculated by weighting the state prices by the population distribution.

## Price patterns over time

The monthly price reports demonstrate the long term seasonal price movements over the previous two years. Price movements between product lines and markets are reported on. In addition to the average prices, the high and low prices are presented to understand price variability.

## Three-month price forecasts

A forecast for the wholesale prices for the next three months has been developed and included. This time period is relevant because it is the production time for most vegetables, similar to the recovery time after climate event disruptions, and also the timeframe for seasonal demand. The forecast is indicated on the charts with a dotted line. The forecasts draws on the monthly prices in the previous ten years, their movements and seasonal patterns, with additional weighted consideration given to the previous three months to capture current market conditions. The forecasts are based on the best available information. They assume supply is not disrupted and demand reflects the immediate historical patterns.

## How to use these reports

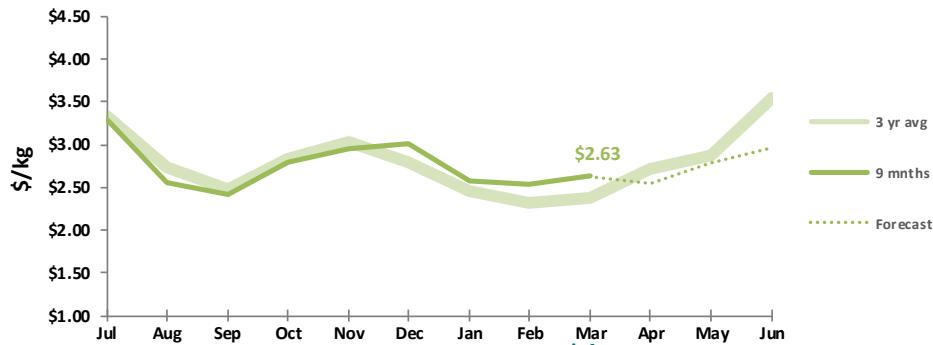
These price reports are designed to provide vegetable levy payers with a value-added resource to understand short and long-term wholesale market price patterns between markets and product lines. These reports utilise Freshlogic analysis of market prices recorded by Ausmarket Consultants. The market prices are determined based on independent daily market interviews of wholesalers and buyers in each wholesale market. The reports focus on market price reporting for general informational purposes. They are not intended to provide information on the actual price received by your wholesaler for your product; this is a business-to-business engagement and should be managed accordingly.

## Monthly wholesale market price reports (VG16084)

*This project has been funded by Hort Innovation, using the vegetable research and development levy and contributions from the Australian Government. Hort Innovation is the grower-owned, not-for-profit research and development corporation for Australian horticulture.*

### Sweetcorn national average \$/kg

Monthly prices: last 3-year average, current 9-months & 3-month forecast

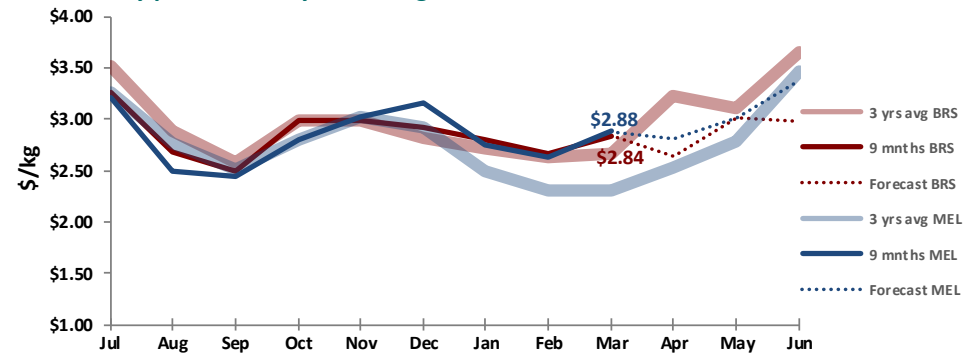


	Jul	Aug	Sep	Oct	Nov	Dec	Jan	Feb	Mar	Apr	May	Jun
3-Year avg	\$3.33	\$2.74	\$2.48	\$2.82	\$3.04	\$2.79	\$2.45	\$2.32	\$2.38	\$2.71	\$2.88	\$3.55
YE. JUN '19	\$3.29	\$2.56	\$2.41	\$2.79	\$2.95	\$3.00	\$2.57	\$2.53	\$2.63	\$2.54	\$2.79	\$2.97

- The average price for Sweetcorn in March 2019 was **\$2.63/kg**, a \$0.10c, or 3.81% increase on February 2019's **\$2.53/kg**.
- Based on historical price movements, supply dynamics and trends, the April price for Sweetcorn is forecast to be lower than March's price, at **\$2.54/kg**.

### Sweetcorn BRS & MEL market average \$/kg

Monthly prices: last 3-year average, current 9-months & 3-month forecast

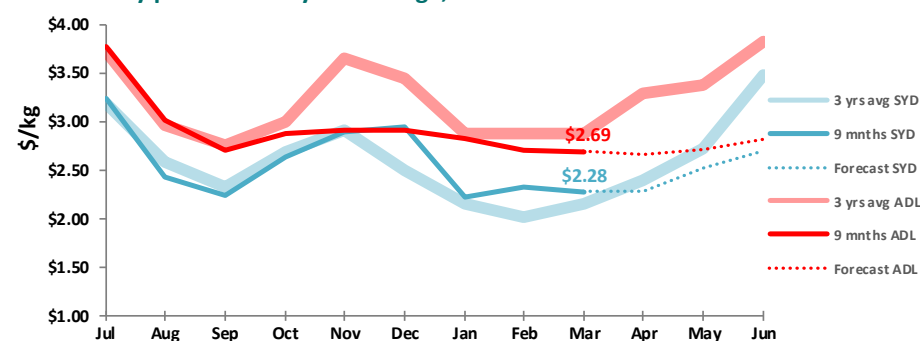


	Jul	Aug	Sep	Oct	Nov	Dec	Jan	Feb	Mar	Apr	May	Jun	
3-year average	BRS	\$3.53	\$2.89	\$2.59	\$3.00	\$2.99	\$2.83	\$2.71	\$2.63	\$2.67	\$3.23	\$3.10	\$3.65
	MEL	\$3.26	\$2.77	\$2.52	\$2.81	\$3.02	\$2.92	\$2.50	\$2.30	\$2.31	\$2.53	\$2.78	\$3.46
YE. JUN '19	BRS	\$3.27	\$2.68	\$2.50	\$2.99	\$2.98	\$2.93	\$2.81	\$2.67	\$2.84	\$2.63	\$3.02	\$2.98
	MEL	\$3.20	\$2.49	\$2.45	\$2.80	\$3.03	\$3.17	\$2.75	\$2.63	\$2.88	\$2.81	\$3.02	\$3.38

- MEL prices rose between February and March, increasing to average **\$2.88/kg**, an increase of 9.56% for the month to sit 24.71% above the 3-year average price for March.
- BRS prices increased over the same period, averaging **\$2.84/kg** for the month of March, 6.18% higher than the previous month. BRS prices were 6.15% above the 3-year average price for March.

### Sweetcorn SYD & ADL market average \$/kg

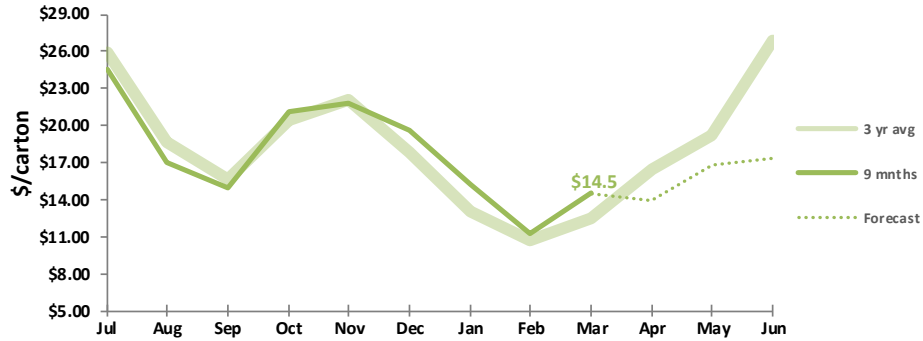
Monthly prices: last 3-year average, current 9-months & 3-month forecast



	Jul	Aug	Sep	Oct	Nov	Dec	Jan	Feb	Mar	Apr	May	Jun	
3-year average	SYD	\$3.19	\$2.58	\$2.32	\$2.69	\$2.92	\$2.49	\$2.15	\$2.01	\$2.15	\$2.40	\$2.72	\$3.48
	ADL	\$3.72	\$2.97	\$2.76	\$3.00	\$3.65	\$3.44	\$2.89	\$2.88	\$2.87	\$3.29	\$3.38	\$3.82
YE. JUN '19	SYD	\$3.25	\$2.43	\$2.25	\$2.64	\$2.89	\$2.94	\$2.22	\$2.32	\$2.28	\$2.29	\$2.52	\$2.70
	ADL	\$3.77	\$3.01	\$2.71	\$2.89	\$2.91	\$2.92	\$2.82	\$2.70	\$2.69	\$2.67	\$2.71	\$2.81

- SYD prices fell between February and March, decreasing by -1.79% to average **\$2.28/kg**. This is 5.99% above the 3-year average.
- ADL prices decreased over the same period, averaging **\$2.69/kg** for March. This equates to a tiny decrease of -0.51% over the March month and to sit -6.29% lower than the 3-year average for the March month.

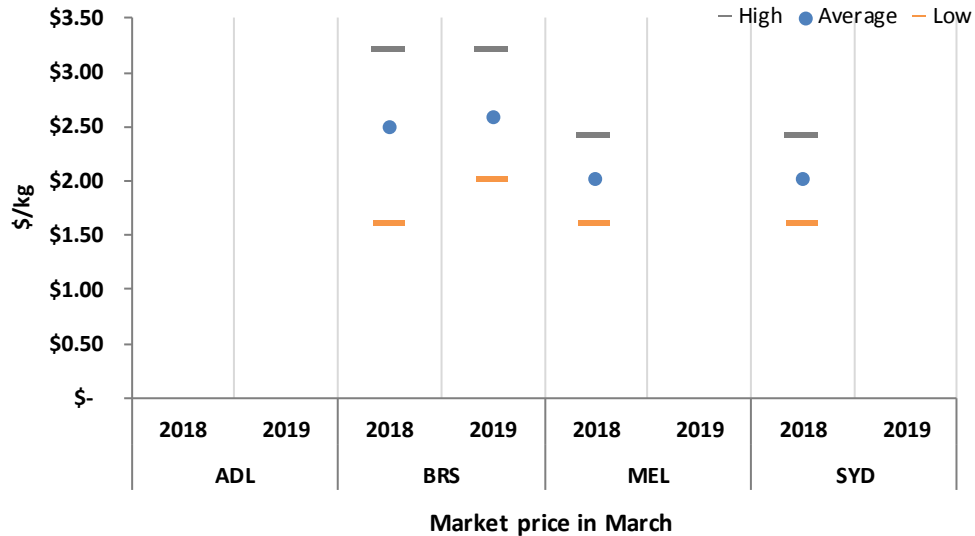
**Sweetcorn national 18L (10kg) carton market average price**  
 Monthly prices: last 3-year average, current 9-months & 3-month forecast



	Jul	Aug	Sep	Oct	Nov	Dec	Jan	Feb	Mar	Apr	May	Jun
3-Year avg	\$25.93	\$18.70	\$15.68	\$20.38	\$22.13	\$17.82	\$13.09	\$10.67	\$12.44	\$16.41	\$19.25	\$26.88
YE. JUN '19	\$24.51	\$16.99	\$14.92	\$21.15	\$21.76	\$19.58	\$15.23	\$11.33	\$14.50	\$13.99	\$16.79	\$17.37

- The national price of Sweetcorn 18L carton increased 27.98% between February and March, to be priced at **\$14.50** per carton and to sit 16.56% above the 3-year average price.
- Based on historical price movements, supply dynamics and trends, the price for April is expected to be lower than March's price at **\$13.99** per carton.

**Pre-packed sweetcorn market \$/kg originating from Queensland**  
 March prices, 2018 & 2019



**Pre-packed sweetcorn market average \$/kg by state origin**  
 March price

Pre-pack sweetcorn average \$/kg		Origin					
		VIC	NSW	QLD	SA	WA	TAS
Market	ADL	\$ 2.33			\$ 2.33		
	BRS			\$ 2.59			\$ 2.59
	MEL	\$ 2.55					
	SYD	\$ 2.07	\$ 2.07				

- Victoria was the only state to have supplied pre-packed sweetcorn to more than one mainland market.
- The average price obtained in Sydney and Brisbane for Pre-packed sweetcorn was the same regardless of origin.
- Pre-packed sweetcorn of Queensland origin wasn't present in MEL and SYD in March 2019.

## Disclaimer

Horticulture Innovation Australia Limited (Hort Innovation), Freshlogic Pty Ltd and J.D. Brewer trading as Ausmarket Consultants make no representations and expressly disclaims all warranties (to the extent permitted by law) about the accuracy, completeness, or currency of information in this report. Reliance on any information provided in this report is entirely at your own risk. Hort Innovation, Freshlogic Pty Ltd and J.D. Brewer trading as Ausmarket Consultants are not responsible for, and will not be liable for, any loss, damage, claim, expense, cost (including legal costs) or other liability arising in any way, including from any Hort Innovation or other person's negligence (including Freshlogic Pty Ltd and J.D. Brewer trading as Ausmarket Consultants) or otherwise from your use or not use of this report, or from reliance on information contained in the material or that Hort Innovation provides to you by any other means.

Use of value-added market price reports: This monthly vegetable wholesale market price report is intended for use only by Hort Innovation and the Australian vegetable industry in the context of understanding market prices for vegetables. Users/recipients of the monthly vegetable wholesale market price report must ensure that (1) report data and analysis is not presented in a false or misleading manner; (2) that Hort Innovation, Freshlogic Pty Ltd or J.D. Brewer trading as Ausmarket Consultants names are not used to imply that they are the source of any claims made by the recipient/user;(3) the reports are not exchanged for compensation of any kind. Any reproduction of the monthly vegetable wholesale market price report and any part thereof requires prior written permission from Hort Innovation. If permission is granted in writing from Hort Innovation in its sole discretion to reproduce any data or information from the reports it will be required to be referenced as required by Hort Innovation.